




WELCOME TO

Yorba Linda Water District

PUBLIC ENGAGEMENT MEETING

August 28, 2025

ylwd.com



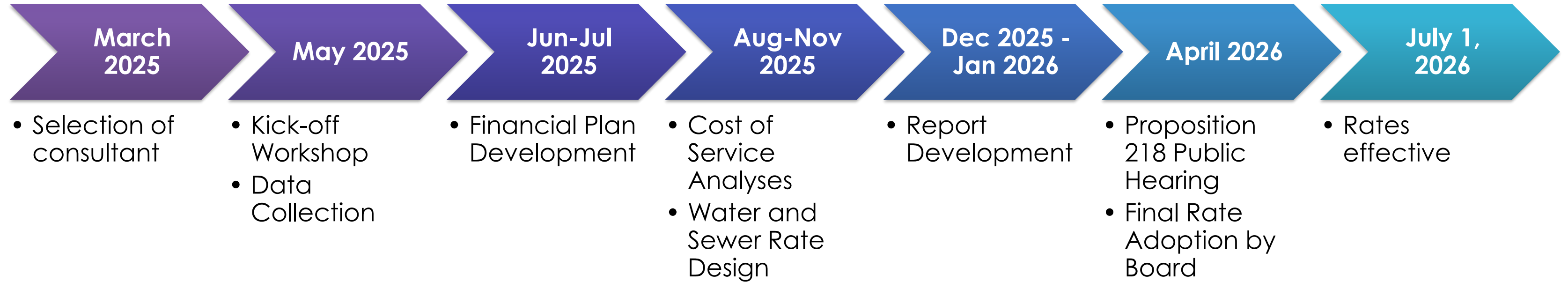
@YLWD

@YORBALINDAWATERDISTRICT





Rate Study Schedule



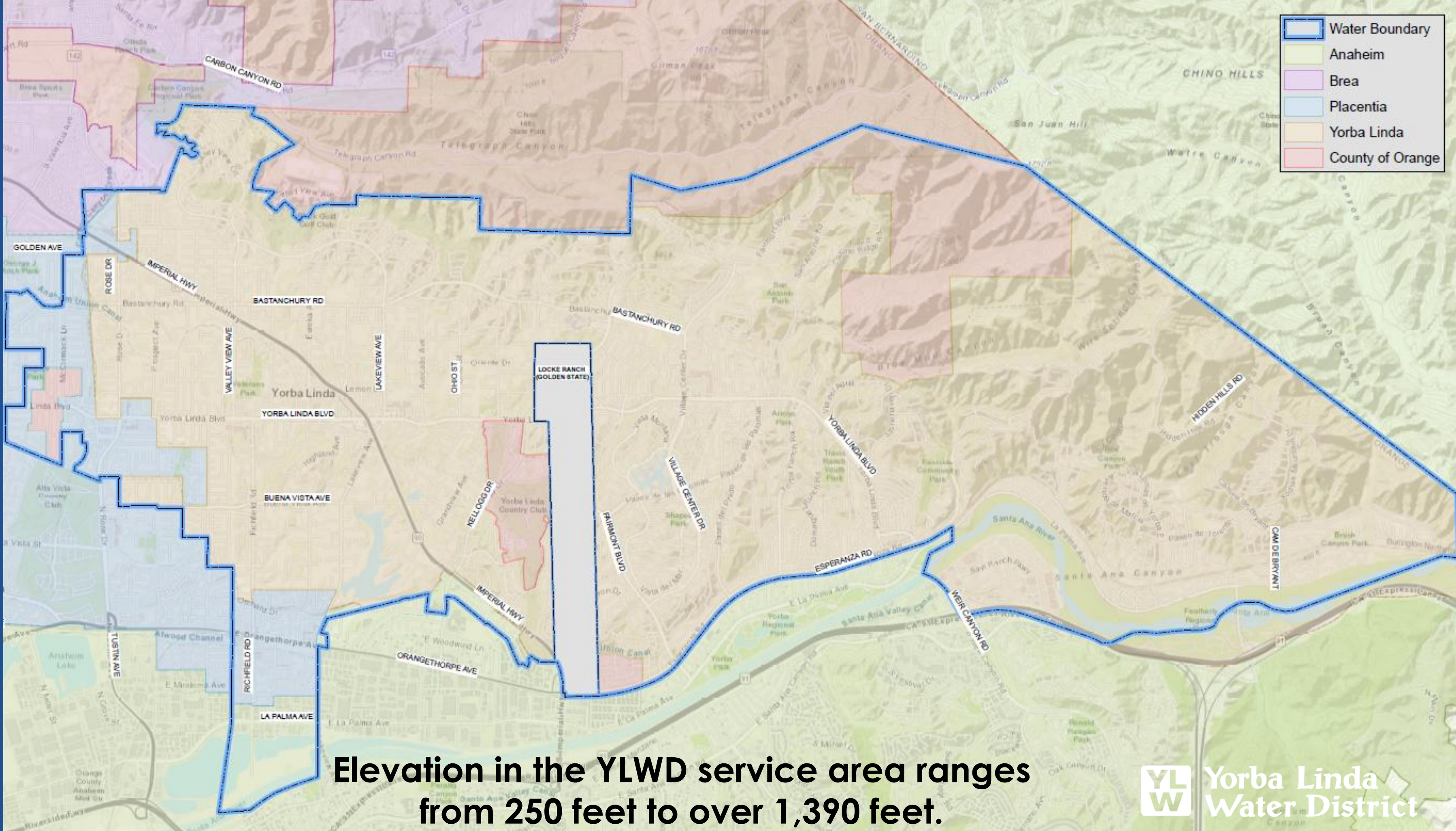
Board Meeting Schedule	
Date	Meeting
Thu, 07/10	BOD Mtg – Preliminary Financial Plan
Thu, 08/28/25	BOD Mtg – Public Engagement Mtg (4:30 – 5:30 PM)
Thu, 09/11/25	BOD Mtg – Preliminary Rates
Thu, 10/02/25	BOD Mtg – Preliminary Rate Scenarios
Sat, 10/04/25	Open House (9:00 AM – 12:00 PM)
Thu, 11/13/25	BOD Mtg – Final Rates
Thu, 01/22/26	BOD Mtg – Receive Report and Approve Proposition 218 Notice
Thu, 04/09/26	BOD Mtg – Public Hearing to Adopt Rates (4:30 – 6:00 PM)
Wed, 07/01/26	New Rates Implemented

Your Water

- *High-quality, safe, and reliable*
- *Economical and fiscally responsible*
- *82 highly-skilled water professionals*



YLWD SERVICE AREA



Elevation in the YLWD service area ranges from 250 feet to over 1,390 feet.

Your Infrastructure

YLWD has made significant investments in our water supply and manages a robust water distribution system.

- Over **56,000 individual assets** valued at approximately **\$1.34 billion**
- **14** Reservoirs
- **12** Booster Pump Stations
- **10** Groundwater Wells
- Elevation levels: **250 feet** to over **1,390 feet**
- **20** Pressure Zones
- **355** Miles of water mains
- **270** Miles of sewer mains
- Over **25,000** customer connections



Highland Reservoir



Fairmont Booster Pump Station

Investing in our Infrastructure

Through thoughtful investments, YLWD has strengthened our community's water future with:

- ✅ A state-of-the-art PFAS Treatment Plant
- 🚁 Heli-Hydrants to aid wildfire response and protection
- 🔥 Enhanced fire protection systems in high-risk zones
- 🔧 Upgrades to pipelines and essential infrastructure



J. Wayne Miller, Ph.D. Water Treatment Plant

Largest IX PFAS Water Treatment Plant in the Nation

25 million gallons per day | \$27.7 million



YLWD Signature Project

YLWD Heli-Hydrants



A game-changing way to safeguard life, property, and the environment.

Heli-Hydrants help local fire authorities save critical time and fight wildfires more efficiently by offering a strategically placed, quick-fill, pilot-operated water source that can fill in minutes.



Marc Marcantonio Heli-Hydrant

**Total Cost:
\$101,000**



Wells Fargo Heli-Hydrant & Landing Zone

**Total Cost:
\$490,000**



Wells Fargo Heli-Hydrant & Landing Zone



Learn how YLWD is helping our community with homeowners' insurance.



YLWD partnered with OCFA and the City of Yorba Linda in a joint letter addressing homeowners' insurance issues.

Scan the QR code to learn more and download the joint letter!




Increased Fire Protection



YLWD is Wildfire Ready

YLWD is dedicated to ensuring the safety and well-being of our community through proactive wildfire emergency preparedness.



Elk Mountain Emergency Backup Generator – 500kw
Elevation: 780'



Timber Ridge B.P.S.
Design Pumping Capacity:
2,700 GPM



Hidden Hills B.P.S.
Design Pumping Capacity:
3,600 GPM

Preventative Maintenance Programs

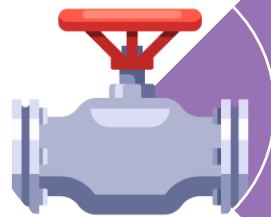
YLWD's Commitment to Ensuring a Safe, Reliable Water Supply



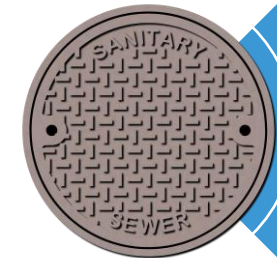
Fire Hydrants



Air Release Apparatus




Valves



Sewer Line Assessments



Water Quality



Reservoirs and Booster Pump Stations



Pressure Reducing Valves

*YLWD's preventative maintenance program is the backbone of a **safe, reliable** water system*

YLWD Resiliency Projects



Since 2010

2010: Hidden Hills Reservoir

2019: Marc Marcantonio Heli-Hydrant & Fairmont Booster Pump Station

2020: Elk Mountain Booster Pump Station Emergency Backup Generator

2024: Well 5 and Well 19 Rehabilitation

2021: Two Emergency Backup Generators at YLWD Headquarters (1,000 kW)

2021: Wells Fargo Heli-Hydrant and Landing Zone

2024: Hidden Hills Booster Pump Station and Emergency Backup Generator

2025: Timber Ridge Booster Pump Station and Emergency Backup Generator

2025: Well 21 - Phase 1



Hidden Hills Booster Pump Station



Emergency Backup Generators at YLWD Headquarters

YLWD Waterline Projects to Enhance Fire Flow, Operations, Maintenance, & Safety



Completed 2024-2025

This past year, the District replaced or rehabilitated **13,760 feet** of waterlines at:

- *Mandarin Lane*
- *Shinnyo-En*
- *Villa Terrace*
- *Vallecito Lane*
- *Avolinda Drive*
- *Camela Street*
- *Camino de Bryant Ph. 2*
- *Lute Avenue*
- *Roxborough Drive*
- *Via del Agua*
- *Via del Puente*
- *Via del Cerro*
- *Via Tomas*
- *Box Canyon*
- *Mabel Paine Elementary School*
- *Charles Wagner Elementary School*
- *McKenzie Drive*
- *Cedarlawn Drive*



Camino De Bryant Waterline Replacement

Ongoing YLWD Projects




Project	Description	Status
Kellogg Drive Waterline Replacement at Esperanza High	Upgrade to a 10-inch waterline	July 2025 to June 2027
Kellogg Drive Sewer Main Replacement at Esperanza High	Upgrade to 15-inch sewer mains	July 2025 to June 2027
Santiago Booster Pump Station Discharge Waterline on Green Crest Drive	Rehabilitate 12-inch pipe	July 2025 to June 2026
Santiago Booster Pump Station Rehabilitation	Pump replacements and new building	July 2025 to June 2028
Well 10 Rehabilitation	Clean well and replace equipment	July 2025 to Mar. 2026
Well 18 Rehabilitation	Clean well and replace equipment	July 2025 to Mar. 2026
Well 21 Rehabilitation Ph. 2	Installation of new equipment	Jan. 2026



Upcoming CIP Projects

(through FY 2031)

Water Projects	\$42.4 Million
Well 23 Drilling & Equipping	\$13.7M
Waterline Projects	\$8.3M
Santiago Booster Pump Station Rehab	\$7.8M
Fairmont Reservoir Rehab	\$5.2M
Lakeview Booster Pump Station Rehab	\$3.4M
Other Water Projects	\$4.0M



Other Capital Outlay	\$12.1 Million
Vehicle Replacements	\$5.5M
Meter Register & MXU Replacement Program	\$4.0M
Enterprise Resource Planning System	\$1.3M
Other Capital Outlay	\$1.3M



Sewer Projects	\$9.1 Million
Yorba Linda Town Center Sewer Main	\$2.7M
Kellogg Dr Sewer Main	\$2.5M
Buena Vista Sewer Main	\$1.7M
FY 2026-31 CIPP Rehabilitation	\$1.2M
Green Crest Lift Station	\$1.0M



Grants Awarded	
\$500,000	USFS Grant (Diemer Heli-Hydrant)
\$300,000	EPA Grant (Green Crest Lift Station)
\$249,000	Cal OES (Cybersecurity)
Grants Authorized	
\$10.0M	US Army Corps of Engineers
\$6.5M	US Army Corps of Engineers

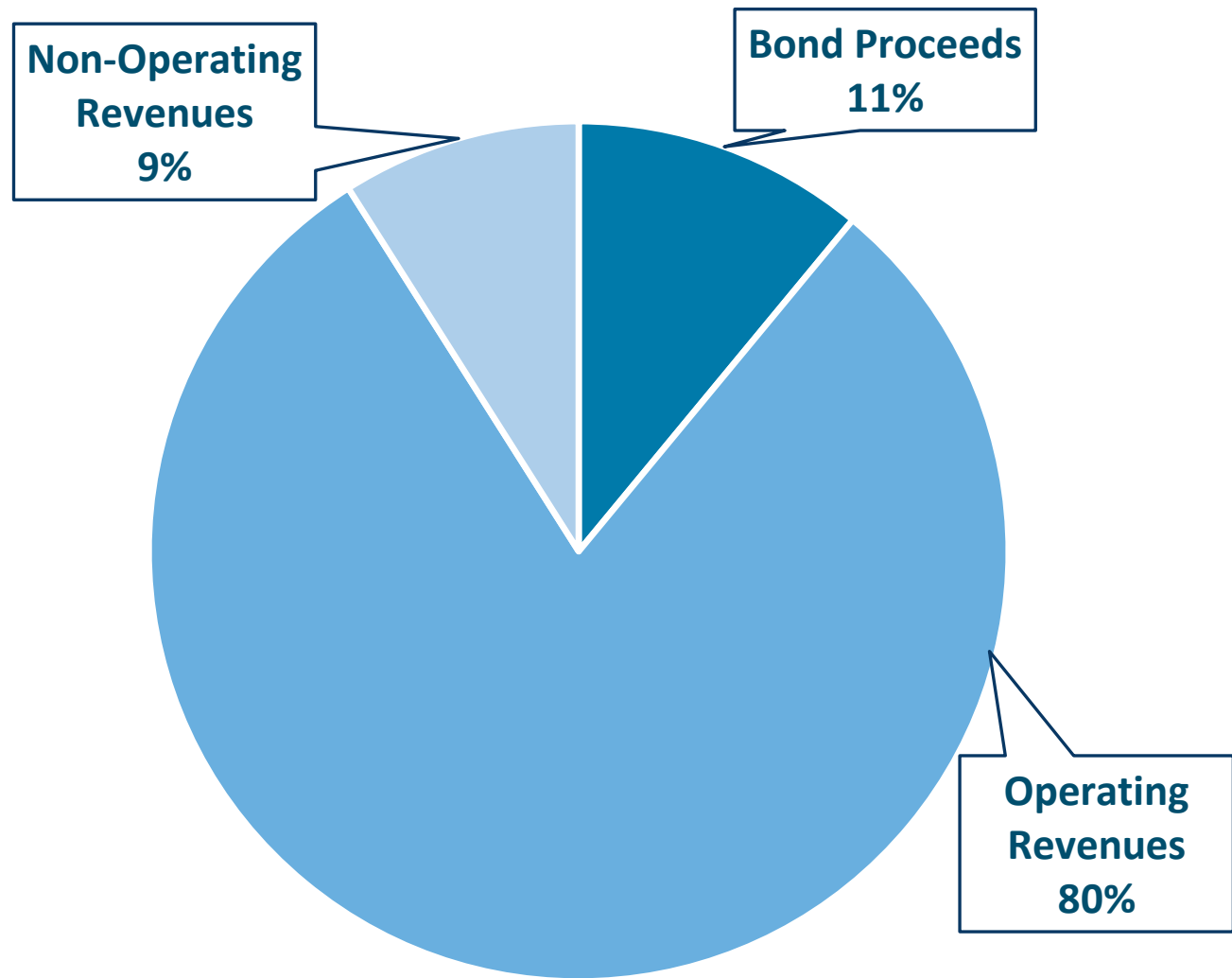


What is the Value of our Infrastructure




A Breakdown

Dollars Received



Dollars Spent



Variable Water Costs

- Groundwater \$0.21
- Imported Water \$0.06
- Water Supply Fixed Costs \$0.03
- Fuel/Power & Pumping \$0.06

Examples of Funding Sources:

Rates, Bonds, Grants, Property Taxes, Investment Earnings

How do Rates Support our Costs?

Monthly Customer Bill



YORBA LINDA WATER DISTRICT
1717 E. Miraloma Avenue
Placentia, CA 92870

Phone (714) 701-3000
Website: www.ylwd.com
Fax (714) 701-3058

STATEMENT OF SERVICES

Account Summary

Customer Name: VALUED CUSTOMER
Account No: 000000-000000
Current Charges Due: 09/07/2025
Billing Date: 08/11/2025
Billing Period: 07/08/2025 to 08/04/2025
No. of Days: 28
Service Address: 123 MAIN ST

Water Usage

Meter Number	Previous Read	Current Read	Current Usage (units*)
00000000	468	474	6

Average gallons/day: 160.3
Average units/day: 0.21 *1 unit = 748 gallons

	M	A	M	J	J	A
Usage (Units)	a	p	a	u	u	u
	r	r	y	n	i	g
Prior Year	7	5	6	10	11	16
Current year	6	7	7	5	9	6

Billing Details

Previous Bill 07/14/2025	103.58
Payment 08/07/2025 - Thank you!	-103.58
Previous Balance	0.00
Current Billing:	
1 Inch Meter Basic Service Charge	60.61
Water Charge (9 Units @ 3.77/Unit)	24.66
Sewer Maintenance Charge	15.05
Total Current Charges	100.32
Total Amount Due	100.32

Special Message

Did You Know? YLWD offers a secure Online Bill Pay Service featuring: **Paperless Billing** - Receive an email when your bill is ready to view online and reduce excess paper clutter. **Pay By Text** - Viewing and paying your bills is now at your fingertips. Receive a text message when your bill is ready to view and pay. **Auto-Pay Option** - Take the worry out of paying your bill on time. Electronically process your payment using your preferred auto-payment method. **Enroll Today!** Visit us at www.ylwd.com or contact us at 714-701-3000.

YLWD OPEN HOUSE

Annual Property Tax Bill

- Capital Finance Charges (CFC)
- Billed annually to property owners
- Used to pay annual debt service obligation



Annual Debt Service Obligations



2022A Revenue Bond \$32,310,000

- Outstanding Debt @ 6/30/2025 \$31,325,000
- Annual Debt Service \$ 1,992,700

2017A Revenue Bond \$29,335,000

- Outstanding Debt @ 6/30/2025 \$21,730,000
- Annual Debt Service \$ 2,133,919

Total Outstanding Debt \$53,055,000
Total Annual Debt Service \$ 4,126,619





Reserves

RESERVE TYPE	PURPOSE	TARGET LEVEL
Operating	Provides cash flow stability and mitigates revenue volatility	60% annual operating budget
Emergency	Protects against losses from unplanned events/circumstances	5% net capital assets
Capital Replacement	Funds CIP, capital repair & replacement as infrastructure ages	2 yrs CIP, Cap Outlay & Depr.
Rate Stabilization	Assists in smoothing out rate increases	10% budgeted water sales
Conservation	Provides funding for District conservation efforts	Administrative penalties assessed
Employee Liability	Covers employee accrued vacation, other comp time & retiree medical	Employee Comp Absences

To retain AAA rating, District maintains a minimum of 365 days of cash on hand.

Year	Water	Sewer	Total
2021	\$31.3 million	\$ 5.1 million	\$36.4 million
2025	\$56.6 million	\$10.5 million	\$67.1 million



Your Community

- *A True Community Partner*
- *A Model for Others*
- *Local Commitment*
- *Community at the Center*

